

Theo Moorman Technique

Jacksonville Weavers' Guild, April 14, 2018 ~ presented by Connie Geller

Theo Moorman (1907 – 1990)

A British artist who contributed to the movement connecting art and handweaving.

Theo began weaving in the 1920's at the Central School of Arts and Crafts in London. She was inspired by traditional tapestries and developed a less laborious technique.

She found inlay problematic and lacking "to achieve a density and richness of color and texture."¹

Theo identifies her first noteworthy wall hanging with this technique as "The King" woven in 1955, from a drawing by Austin Wright.

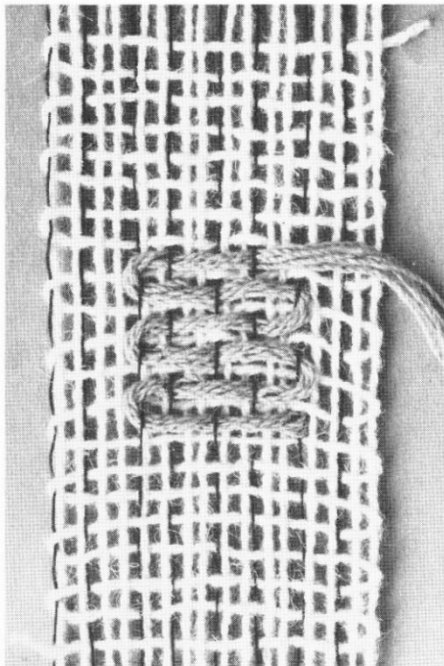


Blue Gradations 1975 by Theo Moorman


From <<http://www.theomoormantrust.org.uk/TMhangings.html>>

Moorman inlay is like painting with yarn at the same time as you weave a background-cloth underneath.

Moorman Technique is a method of inlaying supplemental weft yarns using a tie-down system of warp yarns. A four-shaft loom is required (however, Karen Searle developed a rigid heddle method, see page 4). A double back is useful with essentially 2 warps, but not necessary. Thin tie-down yarns are twice as fine as the ground warp. Inlay weft lies on top of the plain weave ground, inlay yarns do not appear on the back of the fabric.



2-1. The basic cloth structure with weft lightly beaten to show cloth construction.



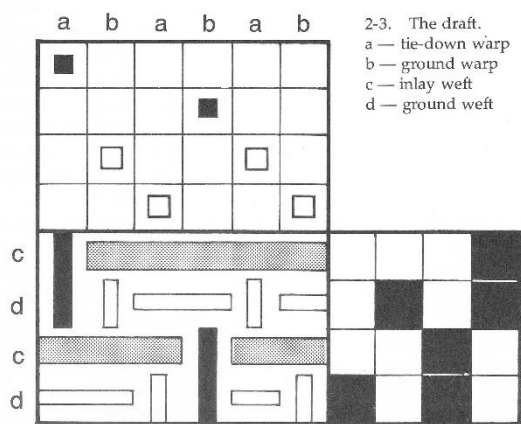
2-2. The basic cloth structure with weft naturally beaten.

¹ Theo Moorman, Weaving As An Art Form, A Personal Statement, 1975, page 20

Page 124

Inlay, page 124 devoted to Theo Moorman technique and dukagang, a Swedish form of woven supplementary weft weaves.

Draft notation of Theo Moorman



22

Theo Moorman, *Weaving As An Art Form, A Personal Statement*, 1975, page 22

Title: **Window Dressing**

Weaving Project Description:

Valance for master bath Moorman technique

End Date: Dec 2004 off loom

Start design date: July14, 2004 *Kaitlyn is 3!*

WARP:

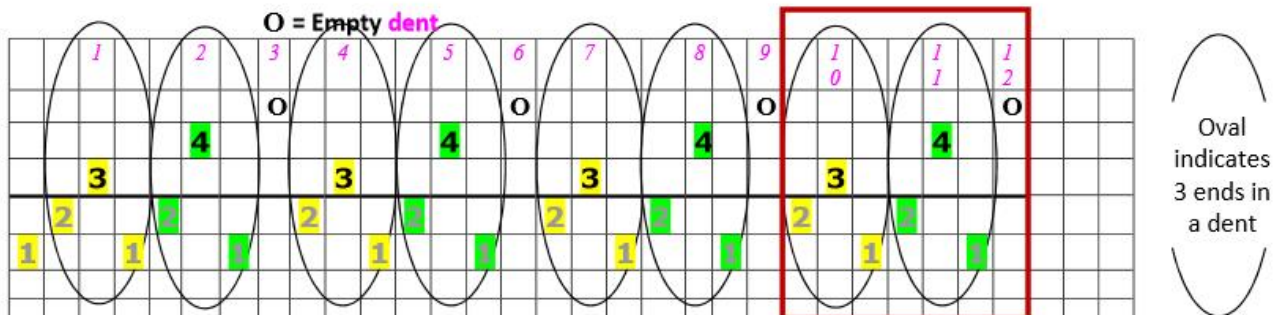
Harnesses 1 & 2 – background fabric of hemp, linen, & miscellaneous cotton spools **16 epi**

Random yet alternate bast & cotton ends

- | | |
|--------------------|--------------------------|
| 4 ends light hemp | 4 ends 10/2 white cotton |
| 2 ends ivory linen | 2 ends soft white cotton |
| 2 ends tan linen | 2 ends light grey cotton |

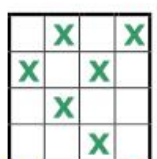
Harnesses 3 & 4 – tie down threads thin dark 20/2 Halcyon cotton **8 epi**

WARP LENGTH: 3 3/4 yds	Sectional beam # of turns 5
WARP WIDTH: 14"	ENDS PER REPEAT: 6 (2 3-end units 34)
EPI & reed size & sley: 24 - 12 reed	Repeat size warp: 1/4 inches 6 ends
O = Empty dent sley: O 34 O 34 O 34 O 34	
PPI:	Repeat size weft: inches picks



TIE UP:

TREADLE: Inlay yarns on treadles 3 & 4
Tabby treadles a & b



3 b a 4
a
X
b

Try treadling with Tabby variations:
4 b 3 a
4 a b 3 a b
4 b a 3 b a



Bibliography – Theo Moorman Technique

BOOKS

<u>WEAVING AS AN ART FORM, A Personal Statement</u>	Theo Moorman, 1975 JWG # 1052
<u>MORE ON MOORMAN, Theo Moorman Inlay Adapted to Clothing</u> <i>Note 1994 inscription to Barbara from Heather</i>	Heather Lyn Winslow, 1994
<u>MASTERING WEAVE STRUCTURES</u> page 124	Sharon Alderman, 2004 JWG # 1097
<u>Weaving that Sings: Variations on the Theo Moorman Technique</u>	Joyce Harter and Nadine Sanders 1994
<u>Theme & Variation: More Weaving That Sings</u>	Joyce Harter and Nadine Sanders 2002
<u>Theo Moorman 1907-1990. Her Life and Work as an Artist Weaver</u> published by The University Gallery, Leeds, 144 pages, illustrated.	Edited by Hilary Diaper 1992
<u>Bound Monograph: Weave A Memory</u> instructions for printing on silk photo sensitive fabric and using strips as weft https://www.weaversew.com/shop/weave-a-memory.html	Daryl Lancaster



ONLINE RESOURCES for Theo Moorman Technique

1. The Common Thread, terrific set of sampler instructions and video of exercise #4 <https://theweavingworkshop.com/2017/11/08/weaving-as-an-art-form-inspired-by-theo-moorman/>
2. The Theo Moorman Trust for Weavers great photos of Theo's work www.theomoormantrust.org.uk/aboutus.html
3. Daryl Lancaster has a blog and an online shop. There are 5 blog entries about her use of Moorman technique <http://www.daryllancaster.com>



4. Nadine Sanders, instructions for a woven bag <http://www.weavezine.com/content/leaf-cabbage-and-rose.html>
5. Eva Stossel, uses ribbons as inlay for a pillow: <https://evasweaving.wordpress.com/2009/04/06/inlay-moorman-technique/>
6. An open scarf with stainless steel thread encased in black merino wool <http://dustbunniesundermyloom.blogspot.com/2010/01/theo-moorman-technique.html>
7. ["Moorman Inlay Technique for Rigid Heddle Frame Looms"](#) by Karen Searle A downloadable monograph, on handweaving.net

MOORMAN TECHNIQUE HANDWOVEN MAGAZINE 1979 -2004

- Alderman, Sharon. "Squares-on-Squares Blouse." MJ94: pp. 41,79–81. [4, 8]
- Beard, Betty. "Jewel Dress." Su85:pp. 46–47, IS: 8. [4]
- Bradley, Louise. "Flame-Bordered Coat in Moorman Technique." ND92: pp. 49, 86. [4]
- __. "Tibetan Turquoise Vest." MJ94:pp. 32–33, 75–76. [8]
- Ed. "Gallery of Moorman Technique." MJ94: p. 35.
- Hakala, Sharon; Isleib, Carol; Shahbaz, Carol; Stump, Ruth. "A Rainbow on the Table." Su84: pp. 46–47. [4]
- Harter, Joyce. "Double Warp Overlay for Rugs." ND93: pp. 64–66, 90; errata ND94: p. 89. [6]
- __. "Painting with Fabric in Theo Moorman Technique." SO02: pp. 56–58. [4]
- Holroyd, Ruth. "The Theo Moorman Technique." JF89: pp. 61–64.
- Meek, Kati Reeder. "Toddler's Placemat." SO92: pp. 35, 82–83. [4]
- Reynolds, Judy. "Purple Haze Vest." MJ94: pp. 42, 81–82. [4]
- Stoehr, Mary Kay. "Twilight Dress." MJ86: pp. 51, IS: 12–13. [4]
- Strickler, Carol. "Window Panel." Ja82: pp. 38, 87. [4]
- Swafford, Sandra. "Floral Gift Wrap." MJ94: pp. 34, 40, 76. [4]
- Sylvan, Katherine. "Moorman Inlay Cocoon." MA88: pp. 61, IS: 13. [4]
- Winslow, Heather. "Theo Moorman Inlay for Creative Clothing." MJ94: pp. 36–39, 77–79. [4]



Theo Moorman

<http://www.themoormantrust.org.uk/theomoorman.html>

Handwoven : Ecclesiastical Weaving; Theo Moorman Technique; Textile Arts That Fit Their Religious Purpose; Tips for Weaving Double Width; and Surface Interest Fabrics (Vol X, No 1) Journal – 1989

Includes a Peter Collingwood interview of Theo Moorman

https://www.amazon.com/Handwoven-Ecclesiastical-Technique-Religious-Interest/dp/B0065TU0X2/ref=sr_1_14?s=books&ie=UTF8&qid=1523022390&sr=1-14&keywords=theo+moorman

MOORMAN TECHNIQUE 2005 - Jan/Feb 2018

Theo Moorman Goes Big with Pendleton "Worms" (Lancaster, Daryl). ND05:68–71 [6, 8]

Iridescent inlaid scarves. Handwoven: MJ13, 42-45 [4]

Mondrian in Moorman pillows. Handwoven: MJ13, 34-37 [4]

Moorman, Theo Thread of the past. Handwoven: MJ15, 10-11