

Jacksonville Weavers' Guild

www.JaxWeaversGuild.org

March 2020 Issue

Judi Leatherberry, Editor



President's Message

The month went by so fast that we are already coming up on another program March 14th, *Using Handwoven Leftovers to Piece a Pillow or Tote*. A few members will be gathering after the Program to utilize the dyes from our Shibori workshop. Thank you Ann, for an informative workshop toward perfecting our craft. Also, thank you to all our participants for chipping in for a successful course, including Mary. Start planning now for our 2021 workshop, *Once Upon a Warp: From Idea to determining Structure to Dyeing Warps to Weaving a Garment*. Take it from this late entrant, sign up early to get all the information required to be prepared for the workshop.

For those that have contacted us about Guild Officer positions, please make sure to let the nominating committee know of your interest (Judy Jull at jsjull@yahoo.com). The slate will be presented at the March meeting, followed by the election at the April meeting. The Guild's fiscal year is June 1 to May 31.


Thank you to Gail and Kathy, et al for organizing and representing the Guild at events this past month. The Guild was represented at the Mike Roess Goldhead State Park Yesterday Festival, the Mini Maker Faire at MOSH, and Kingsley Plantation Heritage Day. All of this activity points to a sincerely motivated Guild with a local focus on education of the arts.

Lynn Newcomer

President, Jacksonville Weavers' Guild



Interesting Things to Check Out



<https://www.daryllancaster.com/index.html>

<https://schachtspindle.com/blog/>

First Annual Scholarship Award--Congratulations, Lorie!



I am thankful for the Guild and the opportunity the Guild gives in increasing my knowledge and I especially appreciate the comradery around my passion of weaving.

Thank you!
Lorie Harlow

Pictured L to R are Lorie (Scholarship Recipient) and Pam Mattis, Scholarship Committee Head.



Weaving Demonstration at the Scottish Games



Rob Matthews will be doing a weaving demonstration at the Scottish Games held in Green Cove Springs again this year. This year, the tartan is from Clan Maclaren. For those who don't know, Rob is our resident tartan weaver!

He'll be doing his demonstration this weekend--February 29th! If you get a chance, go by and say hello!!

Pictured Top is his sample; Bottom is the draft and threads he'll be using.

Makers Faire February 15, 2020 at MOSH

Submitted by Gail Karson, Pam Mattis, and Pauline Bellecci

Close to 900 attendees! What a wonderful crew! There were lots of children and lots of questions, too! Hope we get to do this again next year.

The Guild was represented by eight members: Pauline Bellecci, Larry and Pauletta Berger, Lorie Harlow, Gail Karson (organizer), Rudell and Gerald Kopp and Pam Mattis. The Guild participated to raise awareness of handcrafts through demonstrating various forms of weaving and spinning. Four different looms were available both for demonstration and for visitors to try their hand at weaving. Three spinners with their wheels also demonstrated creating yarn. Questions were answered and brochures were handed out for any interested future members.



Show and Tell from February's Meeting



Lorie, Nan, and Rachel (Pictured with Dottie Weir) brought beautiful woven items!

Rudell sent these pictures of her wonderful woven scarves, towels, and a wrap.



Draft of the Month

Submitted by Judi Leatherberry

4 Shaft Friendship Towels

I had already selected this draft in January (before I broke my wrist), and am pleased to share it with all our members! I was so pleased that I didn't have to steal a picture from Schacht's website to illustrate this draft, thanks to Rudell! The picture is her Friendship Towels (Page 4). The draft can be found on Schacht's website, along with a bit more information.


Here's the link: <https://schachtspindle.com/weaving-to-woo-week-friendship-towels/>

8x				3x					5x				8x					
4		4	4	4		4	4	4		4				0		0		
3	3				3	3	3		3		3			0		0		
2		2	2	2		2	2	2		2				0		0		
1	1				1	1	1		1		1			0	0			


Keep It Simple Towel by Mary Ann Geers
Handwoven, May/June 1985

plain weave

	/	/	/
2x	/	/	/
2x	/	/	/



8 Shaft Korndrall Towel



A picture showing this draft woven appears on the next page.

Illustration of 8 Shaft Korndrall Towel



From the Internet

Submitted byn Susan Wallace

A 3-D virtual tour of the China National Silk museum loom collection. (It takes a little time to load and to get acquainted with the software's navigation.) <https://tinyurl.com/rsmvnbw>

Tien Chiu's blog on creating her Convergence entry from design to dyeing to sampling through weaving - it's amazing! <https://www.tienchiu.com/tag/seasons-of-creativity/>

Take a look at Tien Chiu's TC-2 Jacquard loom. <https://www.warpandweave.com/meet-maryam/>

In the East Village art scene of the early 1980s, Nicolas Moufarrege stood out for his use of many fiber arts. <https://tinyurl.com/rqg3lzv>



Woven Shibori Workshop with Dottie Weir

Submitted by Ann Wingate, Workshop Coordinator



Nan and Dottie mixing dyes



Our very talented instructor, Dottie Weir.




Susan W., happily weaving along.



Some of Dottie's Samples



Pulling supplemental threads: very serious business!



Some of our scarves, prior to pulling the supplemental threads.



Linda painting while Pauletta watches.



Susan S., painting away!



Pam, readying her painted, gathered scarf for the pressure cooker.