

# Jacksonville Weavers' Guild

[www.JaxWeaversGuild.org](http://www.JaxWeaversGuild.org)

October 2023 Issue


Judi Leatherberry, Editor



## President's Message

Hello everyone, I hope you had a great month. September just whisked past me this year, so much was happening. We had a great turnout for our first meeting of the year, including lots of visitors and several new members.

The next week was Quiltfest and our demonstration booth. Thank you to all the ladies who turned out to volunteer showing visitors to our booth what weaving and spinning were all about. Joanne Altenburg, Connie Geller, and Lorie Harlow covered weaving on Friday, while Jane Jones, Alicisa Nelson, and Susan Wallace all demonstrated and shared their spinning expertise on Saturday. And I can't thank Heather Sprague enough for chauffeuring the loom back and forth between the Prime Osborne and Ft. Caroline Community Center as well as covering weaving on Thursday and Friday afternoon. Well done, ladies!



Our Anniversary Towels made their first public appearance at Quiltfest as part of our backdrop.

Here's a section of the sampler woven on the rigid heddle loom by visitors to the booth. Note the section of hand spun yarn from Connie's first spinning lesson.

I'm looking forward to seeing many of you at the October meeting for Ann's talk.

See you then,

Pam

# October Program

Our October 14th program will be an introduction to Western Sakiori, a western approach to the Japanese tradition of weaving precious fabric from worn garments into new, useful products. Our primary focus will be project design and fabric preparation for weaving. We will see samples of some of the methods in silk and a glimpse of the vast opportunities for this method of weaving. Presented by JGW member, Ann Wingate.



**EXPLORE TREADLING TWILLS**

This warp is on the Guild's Leclerc Compact loom. Give this 4 shaft loom a try at the meeting.

Bring weft bobbins or use ours and treadle some twill.



**WARP DETAILS:**  
Maysville cotton carpet warp  
8/4 = 1600 ypp  
Length = 4 yards  
135 ends @ 15epi = 9" wide  
designed & warped by Connie  
wif file available

# Newsletter Question of the Month

## What's your favorite thing to weave?

Rob wrote: My favorite weaving is balanced twill not just with tartans but other items as I have messed up 'patterns' in the past and can't quite get past attention deficit that causes wrong weft passes and turns to frustration mixed with abandonment.



### Black Mountain College Museum Exhibit


Submitted by Le Anne Brown

Black Mountain College was founded in 1933 and was based on John Dewey's principles of progressive education, which the founders believed included the study and practice of art as part of a general liberal arts education. As the first art teacher, they hired Joseph Albers from the Bauhaus in Germany, who immigrated to with his wife Anni Albers to the campus of BMC, located in the Great Smokey Mountains near Asheville, NC. Though it closed in 1957, it's influence on art and design in America cannot be denied.

An exhibit at the Black Mountain College Museum + Art Center - "Weaving at Black Mountain College" - opened on September 29. Ann Rowson Love, a colleague of mine when we worked at the Morris Museum of Art in Augusta GA, joined me in Asheville to tour the exhibit. I was interested to learn how influential Anni Albers was in teaching art and design through weaving, giving students the foundation in theory and principles that carried over into other art and design professions. Black Mountain promoted an interdisciplinary academic culture, creating a high level of 'weaving literacy' among all the students.

In addition to a working loom from BMC and a brief description of the weaving process, the exhibit showed a number of weavings from the archives as well as textiles on loan from private collections. Here are a few that impressed me with their technique, design, color, and structure.





# Proposed Workshop for February 2023

Submitted by Jane Jones, Program Chair

## Farmer's Basket

This basket measures 10" x 15" at the base and 7" high. It is similar to those baskets used in the early 1900's and is extremely functional. It is easy to make, and you may decorate it to suit your own style. All basket materials will be supplied.

Cost: \$40.00

Instructor: Judy Jull

More information will be provided at the Guild Meeting on Saturday, October 14, 2023.



This basket would make a beautiful, functional decoration that any fiber artist would love!

## From the Internet...

[Asian Textile Studies](#)

[Archaeologists Uncover 9,500-Year-Old Woven Baskets and Europe's Oldest Sandals | Smart News | Smithsonian Magazine](#)

[https://www.youtube.com/watch?si=XVHxJt\\_sQ35yw2D5&v=i28j8JyGgdw&feature=youtu.be](https://www.youtube.com/watch?si=XVHxJt_sQ35yw2D5&v=i28j8JyGgdw&feature=youtu.be)

[Deborah Corsini \(Tapestry\)](#)

[Weave a Real Peace - History of Guilds](#)

[Jean Draper: Stitching conflict - TextileArtist.org](#)

[Save your selvages! - The Handweaving Academy](#)

[Tricoteuses: Knitting Women of the Guillotine - Geri Walton](#)

[Dorset Buttons \(suzannemunroe.com\)](#)

[Somerset Stitch: Quick Stitch - Yorkshire Buttons](#)

[How To Make Isa's Yarn Button « Weaving A Gem Of A Life \(secondwindjewelry.com\)](#)

[Stitch History – Yorkshire & Dorset Buttons | Skipton Town Hall](#)

[Pam's Tapestry \(pampatriestudios.com\)](#)

[Healthy Weavers: Using Ergonomics for Comfortable Weaving | Handwoven \(handwovenmagazine.com\)](#)

JillianEve YouTubeChannel <https://www.youtube.com/watch?v=607nyAR2wjw>

Susan Wallace shared: This is a video of a woman opening a box of wool rolags from Wildwood Farm in the morning, and spinning them all (about dk weight). She warps a rigid heddle loom with S twist singles and weaves with Z twist singles (a historical weaving technique). The resulting fabric is flexible and stretchy in all directions.

The word for October is indigo.



## Our Members Share What They're Working On


**Pauletta Berger** wrote: I made 2 scarves from a Blazing Shuttles painted warp, 5/2 Merc Cotton, scarf is woven with 2/20 pacific blue silk and the Infinity scarf is woven with 8/2 variegated rust tones tencel. Both are done in plain weave.



Rudell Kopp wrote: Here are photos of some of my past weaving on our kitchen table.



Susan Wallace wrote: The third bag made from the "scarf" that turned out to be too heavy. The 5 Huck-threaded, multi-color kitchen towels with various wefts and treadlings.



## Show and Tell from September's Meeting

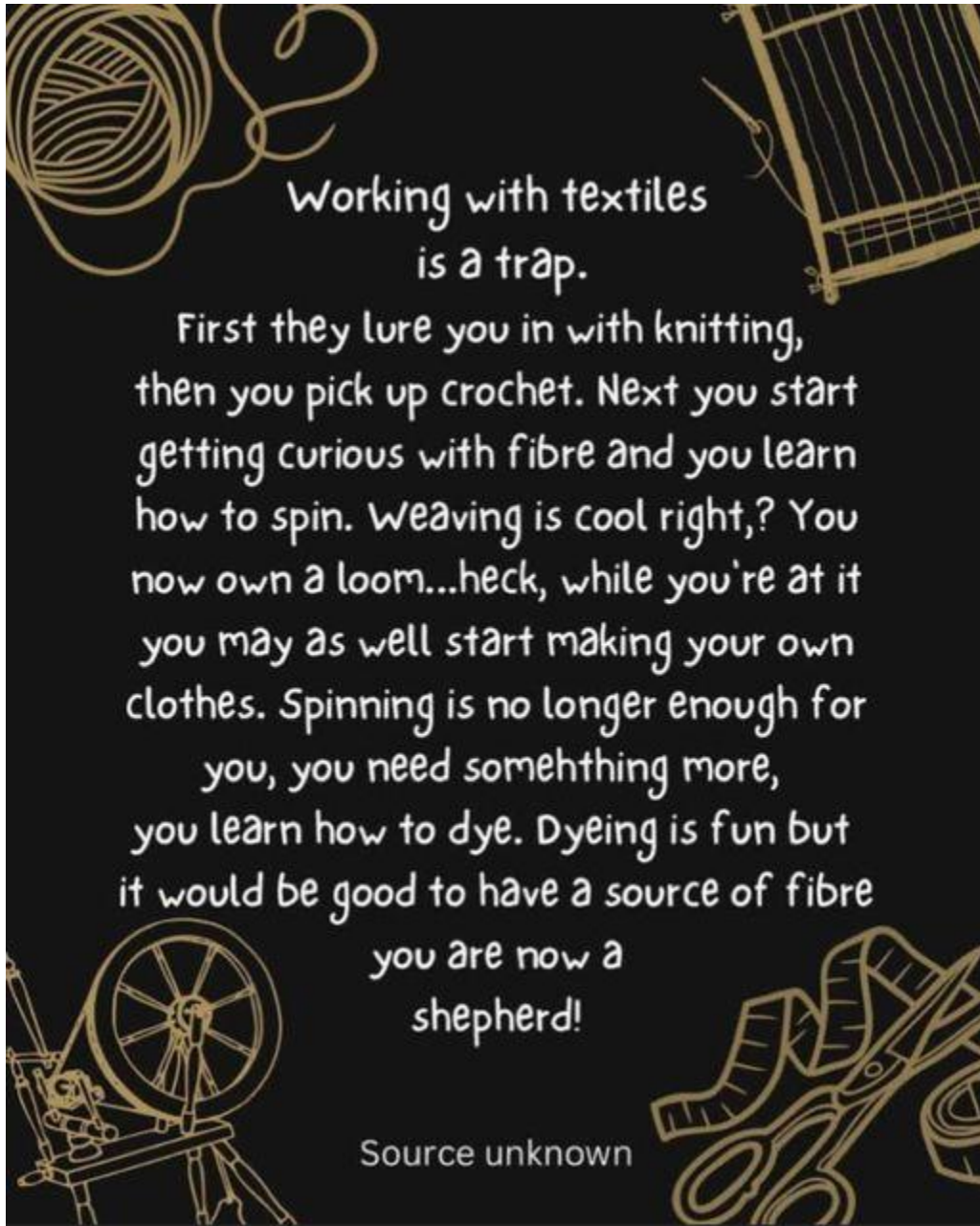


**We have such talented weavers and spinners!**



# For Your Enjoyment!

I kept seeing this crop up on Facebook and Pinterest.



## Something Fun For All Members

As something new, I've started putting a "word of the month" somewhere in the Newsletter. The "rules" are simple—the first member who comes to me and can tell me the word of the month will receive a small gift that may or may not be fiber-related. To be fair to everyone, you cannot tell me the word until 9:50am at our 2<sup>nd</sup> Saturday meeting at Ft. Caroline Community Center. Good luck to all!—Judi Leatherberry, Newsletter Editor