



January 2021 Issue

Judi Leatherberry, Editor



President's Message

HAPPY NEW YEAR!

This is an especially poignant greeting this year as we are all looking forward to much better times soon. Resuming our physical Guild meetings is close to the top of my wish list. I miss you people: your energy, your talent, your shared enthusiasm and being with you, personally. I am sure you share similar longings.

While we struggle with the dangers of Covid-19, we are still weaving, supporting one another and our shared love of all things fiber related.

December 10th, we had our first virtual Guild meeting and program on Name Drafting via Zoom. There were 16 attendees which was fabulous. January's program will be similar to November's format, but we will do Zoom again soon.

Currently, we are studying how we will conduct our Members Sale in February, virtually. The Reddi Arts exhibit and successful sale were advertised on our website and Facebook page. Gail Karson photographed the entire exhibit and created a Power Point presentation on YouTube. Pauline Bellecci and Connie Geller posted them to our sites to bring the public in to see our exhibit virtually or live. So we have a some experience but we invite your help, too, in organizing and making this sale come true. This is an opportunity for you to buy and sell excess equipment, books and materials within the Guild as well as purchase surplus items from our library.

February also sees our annual Workshop. This year's topic is "One Warp, Many Structures" presented by award winning weaver, Denise Bogner Kovnat. It was to have been live, but the pandemic has forced us to go virtual. There is good from that as well, in that we have a nearly full class; half the participants are not Guild members and are from Canada, New York state and city, Pennsylvania, Illinois, and Wisconsin. Some were attracted via Facebook, some word of mouth and some were referred by our instructor. It promises to be an interesting workshop. (if you are interested, email me for registration materials.)

We continue to search for other opportunities to exhibit our art. And we are also keeping an eye open for alternative meeting locations as the Community Center remains closed for an uncertain time. If you know of a possible location, please contact Kathy Bowles and share the information with her so we can follow up.

Weave well! Stay well!
Ann Wingate



January Program--Weaving a Double Width of Cloth

One of our community outreach programs is called "Woven Hugs" in which we weave shawls for patients at the Gabriel House. Last year when members brought their shawls to the picnic, I heard several people say that their looms were too narrow to weave a shawl. So, it is time to explore weaving a DOUBLE WIDTH which actually allows you to weave a fabric at least twice the width of your loom. Hence, on an 18" loom you are able to weave something 36" wide. Just think of the possibilities, and it is so easy!

I will be sending out a pdf file with all the information necessary to weave double width on or about Saturday, January 9, 2021. In the meantime you may wish to purchase some washable wool or acrylic to use for your first project. Because of the elasticity and "fuzziness" of wool, it works better to conceal the fold in the cloth--besides it is perfect for a Woven Hug. You might want to purchase several colors to use in your warp as a design feature, because you can only weave double width using tabby or plain weave with a 4 harness loom.

Judy Jull, Program Chair



Woven Hugs for Gabriel House

Linda Shultz checked in with Gabriel House for further feedback now that they have been using the shawls since June. She shared this information with us during our December meeting.

First, Valerie from Gabriel House emphasized that the guests love the shawls. They think they're beautiful. Gabriel House would love to have another group of shawls. She also stated that the larger shawls are very useful, while the small ones (those smaller than the sizes specified) are not used very much.

As the Guild is continuing this service project into the new year, please consider the size recommendations - 24" to 36" wide by 50" to 70" long - on the handout (found at http://www.jaxweaversguild.org/uploads/5/0/1/8/5018418/jwg_community_challenge_2019_20.pdf). If you have a narrower loom you can still participate. You can sew two strips together, or weave double-width.

Thank you and have fun!

"Just Weave It Alone"

Congratulations on all those that participated in "Just Weave it Alone" at Reddi Arts.
We sold 38 items, mostly scarves, to the tune of \$2,037.00. Price points ranged from \$12.00 to \$190.00

Comments left behind from people that attended were: [Wonderful](#), [Great Show](#), & [Want to Join](#).
What a wonderful talented group you are.

Submitted by Gail Karson



46th Anniversary Towels

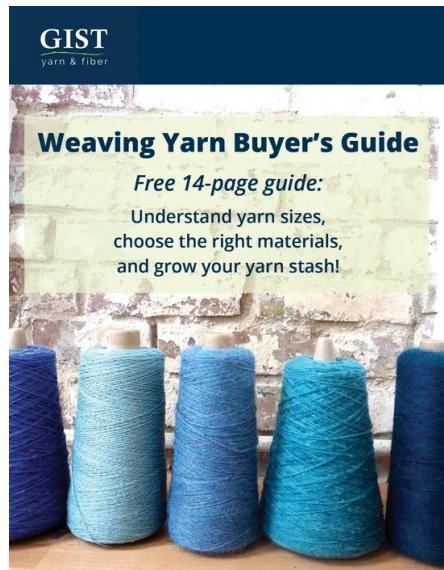
If you haven't chosen a draft for the JWG 46th anniversary towel project, perhaps consider creating a name draft for Jacksonville Weavers' Guild, jaxweaversguild.org, or some phrase referencing the guild? A couple of us are planning to do this and it would be fun to see various variations of that theme.

Submitted by Susan Wallace



Free Yarn Buyer's Guide

Some of you may follow Sarah's podcasts.
This guide gives information on understanding yarn sizes and choosing materials. She also gives advice on how to grow your stash. Mine seems to just grow on its own.....



Submitted by Gail Karson

Editor's Note: You can find this guide under the Resources tab on GIST Yarn's website: www.gistyarn.com

Hail and Farewell



Welcome to two Guild members, one new and one returning member.

Welcome to **Joyce (Juice) Ross**! Joyce joined in the spirit of our Guild on Monday. She met us at Reddi-Arts to disassemble the exhibit. So, she has the jump on some of you as she already knows your name and how beautifully you weave before ever seeing your face. Glad to have you among us, Joyce.

Welcome to returning member, **Liz Kolodney**! Liz lives near Palm Coast and was not able to make many meetings in the past but now that we are all distanced, she has re-joined; and we are glad to have her back. Just to share a small world story here: Liz had called Denise Kovnat, our 2021 Workshop instructor, in Rochester, NY, asking if she had any workshops coming up Liz could take. Imagine her surprise and delight when she learned of our virtual workshop coming up in just five weeks.

Now the hard part: bidding farewell.

Longtime member and gracious queen of beautiful selvages among other things, **Nan Miller** and her husband, Dick, are permanently relocating to their summer home in Hendersonville, NC. They are in town this month packing and preparing to leave.

Their Florida home's closing is in February.

We will miss her. She was always very generous with her time and enormous talent.

As the Millers are "boaters" it feels natural wishing them "Fair winds and a following sea."

Submitted by Ann Wingate



From the Internet...

Bedouin Weaving [al sadu — eine Saite](#)

Backstrap Weaving

[Tutorial – Warping the Bedouin al'ouerjan pattern | Backstrap Weaving \(wordpress.com\)](#)

[Use your Thrums: Inlay | Handwoven \(handwovenmagazine.com\)](#)

[Doubleweaver – Where to learn about doubleweave](#) Jennifer Moore's Website

Yarn Substitution Made Easy!

Ever had trouble finding a replacement for discontinued yarn? Try Yarnsub.com
This is very cool!!

Submitted by Gail Karson

YARN SUB

Yarn substitution made easy

tiffany

For example: [Cascade 220](#)


You can also search by fiber content, gauge and [lots more](#).

Worsted C

60% Alpaca
40% Merino

18 sts / 10cm

Aran



Get our *Yarn Geeks* newsletter


A monthly round-up of new and discontinued yarns and the latest books, to satisfy your inner Yarn Geek.

Your e-mail:

We will never share your e-mail address and you can unsubscribe at any time.

Past newsletters

Popular articles

-  **Center-pull balls** — How to make them and why you'd want to.
 - **Double Short Rows** — As used in the [Northern Flurries](#) shawl.
 - **K2Tog-L** — The only left-leaning decrease you'll ever need!
 - **Knitting and Crochet books published in 2020 | 2019 | 2018 | 2017**

[All articles >](#)

2020

[Jan](#) [Feb](#) [Mar](#) [Apr](#) [May](#) [Jun](#)
[Jul](#) [Aug](#) [Sep](#) [Oct](#) [Nov](#) [Dec](#)

2019

[Jan](#) [Feb](#) [Mar](#) [Apr](#) [May](#) [Jun](#)
[Jul](#) [Aug](#) [Sep](#) [Oct](#) [Nov](#) [Dec](#)

Copyright © 2014–2020 YarnSub.com. All rights reserved.

[Terms of Use](#) | [Privacy Policy](#) | [FAQ](#) | [About Us](#) | [Follow @yarnsub](#)

Website: [Yarn Substitution](#)

<https://yarnsub.com>

Show and Tell

Ann Wingate--Happy New Year Cards



Pattern from Judy Jull's program in November.

Judi Leatherberry--Towels



Two of these were to become Guild Anniversary Towels, but they became emergency Christmas presents instead.

Rudell Kopp--Scarves and Throw



Moebius Scarf on the left; chenille warp with 8/2 tencel weft will become a throw that is 40"X60" when two panels are sewn together.

Susan Wallace--Placemats



8/8 cotton warp with fabric strips as weft. Every other weft required 1 or 2 instances of bringing the shuttle up at some point, changing the shed, and continuing across.